



DR DRY – SALIVA CONTROL INSTRUCTION FOR USE

CAUTION:

Rx Only. These instructions, in whole or in part, are not a substitute for formal training. Appropriate professional education is **STRONGLY RECOMMENDED** prior to using this device clinically.


DESCRIPTION:

The DrDry products are manufactured in two sizes, Large and Small. The DrDrys are manufactured with two backing types, Reflective, a metalized film backing, and Original, a white backing. The DrDrys are used to absorb saliva from the parotid gland. They have a semi-permeable barrier to capture the saliva with super absorbent particles and trap the saliva within the body of the DrDrys. Within the DrDrys is a core stiffener to offer cheek retraction as the product expands with saliva.

INDICATIONS

The DrDrys are used to absorb moisture from the parotid gland for up to 15 minutes. The super absorbent polymer traps moisture as a gel when in contact with saliva. The DrDrys core stiffener provides cheek retraction to facilitate procedures far back in the oral cavity. The DrDrys backings brighten the oral cavity during procedures and the medical grade poly netting adhere gently to the tissue to stay in place yet removes easily with water spray.

CONTRAINDICATIONS TO USE

Use of MDT DrDrys is contraindicated on any patient who is allergic to any of the components of the product. Do not reuse. The DrDrys are single-use. 

CLINICAL PRECAUTIONS AND WARNINGS:

- a. Discard any damaged DrDrys immediately.
- b. MDT DrDrys are for SINGLE-PATIENT-USE ONLY, in a dental setting.
- c. To remove without tissue irritation, release adhesion with ample water spray to the buccal side of the DrDrys.
- d. Always keep track of Lot Numbers of DrDrys to ensure traceability.
- e. Non-toxic by ingestion. If product bursts, remove as much as possible from mouth. Rinse mouth thoroughly with plenty of water. If adverse symptoms appear, seek medical attention.

STORAGE

MDT DrDrys should be stored in a dry, dark, dust-free environment at 2 - 28°C (36 - 82°F). Improper storage conditions will shorten the shelf life and may cause malfunction of the product. The expiration date is printed on the label.

TRACEABILITY

Each package includes Lot number **LOT** on its label.

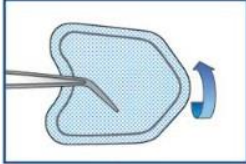
This number must be quoted in any correspondence regarding the product.

CLINICAL USE:

Select the DrDrys size which adequately covers the buccal mucosa.

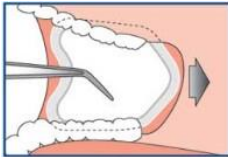
Step #1

- Insert the Drys as shown with the color side against cheek



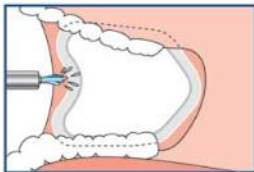
Step #2

- Point to back of mouth. In a few seconds, Drys will begin to adhere to the tissue and stay in place.









Step #3

- **Important:** To remove without irritating tissue, release adhesion with ample water spray to the buccal side of the Drys.



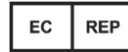
SYMBOLS:

	Manufacturer	Indicates the medical device manufacturer.		Do not reuse	Indicates a medical device that is intended for one use, or for use on a single patient during a single procedure.
	Lot Code	Indicates the manufacturer's batch code so that the batch or lot can be identified.		Consult instructions for use	Indicates the need for the user to consult the instructions for use.
	CE marking	Signifies European technical conformity		Do not use if package is open or damaged	Indicates a medical device that should not be used if the package has been damaged or opened.

CONTACT INFORMATION:



MDT Micro Diamond
Technologies Ltd. 2
Ha'amal St. AFULA,
1857107, ISRAEL



OBELIS S.A
BD. GÉNÉRAL WAHIS 53
1030 BRUSSELS, BELGIUM
TEL: + (32) 2. 732.59.54
FAX: +(32) 2.732.60.03
E-MAIL: MAIL@OBELIS.NET



